


2nd Year – Digital Skills Development Journey

This checklist provides you with a variety of resources to help you achieve all the key digital tasks that you will undertake as part of your undergraduate degree. To assist you, the resources have been organised by month so that they correspond with the tasks that you will carry out during each part of the year.

The resources will help to develop the six elements of digital capability as set out in the University's [Digital Skills Framework](#), ensuring that you have the digital skills you need, to do what you need to do.

	Digital proficiency and productivity
	Information, data and media literacies
	Digital creation, problem solving and innovation
	Digital communication, collaboration and participation
	Digital learning, development and teaching
	Digital identity and wellbeing

More information about the six elements of digital capability can be found on:
<https://www.digitalskills.ed.ac.uk/about-the-framework/>

You should also refer to the other Digital Skills Development Journey documents for further resources that can help you develop your digital skills:

[1st Year – Digital Skills Development Journey](https://edin.ac/2zj1Nll) (<https://edin.ac/2zj1Nll>)

[2nd Year – Digital Skills Development Journey](https://edin.ac/2zgxRgf) (<https://edin.ac/2zgxRgf>)

[3rd Year – Digital Skills Development Journey](https://edin.ac/2zgydn5) (<https://edin.ac/2zgydn5>)

[4th Year – Digital Skills Development Journey](https://edin.ac/2zilZKQ) (<https://edin.ac/2zilZKQ>)







[Employability Skills Development Journey](https://edin.ac/2ziuWUc) (<https://edin.ac/2ziuWUc>)

Semester 1 – Data analysis and research tools

Many of the tasks you carry out in 2nd year will be similar to those carried out in 1st year. Refer back to the 1st year checklist for further information.

Some of the new tasks you will carry out in semester 1 include the use of more advanced data analysis tools such as SPSS, Stata and SQL. Some new tasks you may carry out will be using more academic databases as well as survey tools such as Qualtrics for coursework.

The following resources can help you develop the digital capabilities you need to achieve these tasks.

✓	Digital Skills Development Resources	Delivery Method	Digital Capabilities
	Handling Data using SPSS	Classroom	
	SPSS Statistics Essential Training	Online course – LinkedIn Learning	
	Introduction to Stata 15	Online course – LinkedIn Learning	
	SQL Essential Training	Online course – LinkedIn Learning	
	Introduction to Databases with SQLite	Online learning material and guidance	
	Survey Tools for Research, Evaluation and Planning	Online information and services	

Semester 2 – Data analysis and work experience




Many of the tasks you carry out in 2nd year will be similar to those carried out in 1st year. Refer back to the 1st year checklist for further information.

The main new task that you will undertake is selecting your courses for 3rd year through an online form, rather than confirming them through your personal tutor. Your school should provide guidance on how to access and complete this form between May and June.

Depending on your courses, you may be required to learn the statistical processing language “R” for data analysis.

You may also wish to apply for internships and work experience through the university.

The following resources can help you develop the digital capabilities you need to achieve these tasks:

✓	Digital Skills Development Resources	Delivery Method	Digital Capabilities
	Learning R	Online course – LinkedIn Learning	
	R Statistics Essential Training	Online course – LinkedIn Learning	
	Internships and work experience information	Online information and services	

If you require this document in an alternative format, such as large print or a coloured background, please contact us: is.skills@ed.ac.uk